


LITE - ERP


FROM:

ANGULUSIT SERVICES PRIVATE LIMITED





Simplified ERP



1: Quote submission



**2: Quote request
acknowledged**



**3: Customer acceptance
or rejection**



4: Order is processed

- Create Quotation and share with customer.
- Customer Login into the portal has the option to accept or reject
- Quotation can be converted into proforma invoice
- Share the Proforma Invoice for customer payment
- Customer can initiate the payment for invoice (Convert proforma invoice to payment)
- post transaction it can be moved into finance and inventory <modules> as a sales order for inventory packaging and delivery to customer
- Option for Partial payment / credit limit is present for registered customer
- MIS and Other Data can be exported in customize format to meet statutory compliance

Streamlines the procurement of required raw

Processes include identifying potential suppliers and negotiating the price. Awarding purchase orders to the supplier and billing processes are also included.

01 Reduces the procurement process time

- Reduces the manual data entry.
- Makes the approval process faster.
- Saves and retrieves information.
- Makes invoice processing easy.
- Reduces the time required to track the commitments while doing budget.



02 Provides good data quality

- Data qualities of the purchase orders or invoices are reasonable compared to the same document generated using word or excel.
- Purchasing module assigns purchase order numbers and dates automatically.

03 Provides good hold of the procure-to-pay process

- It shares information such as invoice processing, billing, cost allocation, and purchase order-related files with the suppliers.



04 Controls budget in real-time

- This system shows the complete picture of committed costs on a budget at all times. When you have reasonable control, you will make better decisions and determine the possibilities of extra costs earliest.

05 Allows you to access historic data easily

- Digital archives help you to find out the previous orders and order quantities.



1. Product/Service Management : This feature adds many other extended attributes such as product code, SKU, purchase price, sub-group, images,...
2. Bulk Import Products
3. Vendor/Supplier:
 - a. Supplier Management
 - b. Supplier Mass Import
4. Supplier Contact Management
5. Supplier Product/Service Management
6. Supplier Return Policy Management
7. Purchase Request Management



06 Makes internal approval process easy

- Internal approval of purchase orders or invoices is the biggest challenge without purchasing system.
- When the approval is in the form of an e-mail, you need to follow up on it, and when it is in the form of a document, there is a chance of missing it. These are time-consuming also.
- With the help of the purchasing module, you can overview which PO is approved and by whom. You can also trace this information whenever you want.

07 Enhances data security

- The system provides more security to data. With this system, you will have the authority to decide who can see, change, and approve the data. Hence you can protect valuable information.



08 Need not depend on people

- It automates the process; hence you need not depend on IT professionals, and all can find the real-time information.

1. Supplier Quotation Management
2. Compare Quotes from Suppliers
3. Purchase Order Management
4. Supplier Contract Management
5. Debit Notes Management
6. Supplier Invoices Management
7. Payment Management
8. Returns Purchase Order Management
9. Reports & Many More ...

Purchase Procedure Steps

Following are the steps of the purchase procedure in this module:

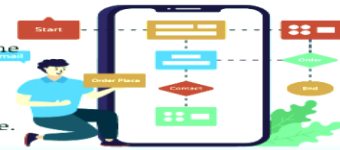


Increase your sales and keep track of every unit with our powerful stock management, order fulfillment, and inventory control solutions.

Benefits of Inventory Management Module

01 Optimized Processes

Building the right warehouse management solution for your organization would help you to refine the processes inside the warehouse smoothly. That means not only having the best processes to suit the organization itself, but also those that suit the type of products that you handle.



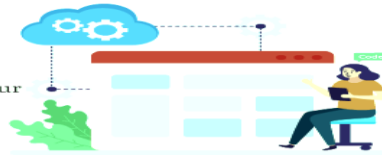
02 Inventory Visibility

Using warehouse automation with scanning or other location-tracking solutions guarantees visibility and eliminates non-inventory-enabled situations where the inventory inside the warehouse is forgotten, lost, or misplaced. This encourages a business to estimate supply more securely and avoid backorders, which leads to more happy customers.



03 Reduced Admin Work

All administrative work that historically involved reams of paperwork and data processing is streamlined and organized by the warehouse management solutions. With inventory data available at your side, results can be analyzed and released in seconds.



04 Improved Supplier and Customer Relationships

When this module handles your product inventory and multiple locations, it ensures that you get the right product, on the right vehicle. This system-driven productivity allows you to minimize tension with your supplier partners or even end-users.



05 Reduced Labor Costs

This module will automate most warehouse operations to a greater degree. It is also possible to rationalize workforce capital and delegate them to the most appropriate duties while saving time wasted on labor-intensive operations. This allows organizations to reduce needless employee costs and improve the quality of the current workforce with labor management.



1. Product/Service Management : This feature adds many other extended attributes such as product code, SKU, purchase price, sub-group, images, profit rate, sale price, warehouse, tag, barcode, product variant, styles, model, sizes, colour, warranty, long description, ...
2. Bulk Import Products
3. Bulk Import Opening Stock
4. Print QR Code Labels
5. QR Code Scanning
6. Inventory Receiving Voucher Management
7. Delivery Note Management
8. Packing List Management
9. Shipping Activity Logs

Inventory Management PROCESS

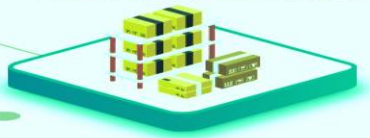
1. Receive Goods

When you place an order, this module stores the details of all the vendors in one location and synchronizes it to real inventory levels, making it easier to handle procurement. By merely checking the barcode, the commodity will be added to the order. The orders are then emailed directly from the device to the retailer.



2. Inbound Receipts & Put Away

This module integrated scanning systems to optimize receipt and direct workers to the right place to shelve the items. Depending on the type and characteristics of products, this module can also recommend different techniques for slotting, putting away, and the best use of the storage space.



3. Track & Allocate Stock

The module lets managers know the quantity of products available and when restocking is required. Along with the use of minimum and maximum levels, this allows the company to order more stock at the right time and in the right quantity to reduce shortages and thus, keep the inventory from being overstocked.



4. Picking

Picking is the process of collecting items according to the customer's order from the storage site. This module guarantees that the best product is chosen using simple methodologies or company guidelines such as FIFO. Also, Barcode scanners help with the order accuracy of getting the right products.




5. Packing

The type and quantity of packaging are determined by the solution automatically, and an optimum packing process is proposed.



6. Work In Progress (WIP)

This module will also track whether the packed product is in progress or in transit. This can be helpful to keep updating your customers about their product and shield the trust. Also, in a situation where the packages are lost, broken, or theft, managers can easily identify and solve the issue.



7. Shipping

This module then helps to make sure your orders are delivered on schedule to the right customers and notifies them about the same. Also, thanks to the prevention of errors made at the selection and dispatch periods.



8. Returns

By automating every step like making the return, documenting the purpose, upgrading the stock, granting complete or partial refunds, and producing reports, this module will help streamline this unpleasant process.



9. Reporting & Analytics

This module will keep tracking of what is going on in the warehouse to ensure safety by monitoring the location of workers, marking incoming truck license plates, restricting access to certain locations. This module will provide a report on all the details and recognize your most profitable client, top-selling commodity, best-performing sales channel, most productive worker, yard management details, and peak sales season.

10. Internal Delivery Note Management
11. Loss & Adjustment Management
12. Inventory Transactions Management
13. Warehouse Management
14. Reports:
 10. Stock Summary Report
 11. Inventory Analytics
 12. Inventory Valuation Report
15. Settings:
 10. General Settings
 11. Min/Max Safety Stock
 12. Sale Price Settings
16. Product/Service Type Management
17. Product/Service Group Management
18. Product/Service Sub Group Management
19. Product/Service Unit Management
20. Colour Management
21. Model Management
22. Sizes Management
23. Styles Management
24. Warehouse Custom Fields
25. Approval Process Management
26. Prefix Settings & Many More..

The time-saving tool to grow your business!

This module offers the ability to automate many processes which will not only save time but will also ensure accuracy and efficiency with financial reports

01 Save Time and Money with Bookkeeping

For small business owners, time is money. Bookkeepers help you save both. They ensure your books are up-to-date, accurate and 100% tax compliant.



02 Plan for Growth

Having a clear view of your business' health allows you to make better financial decisions for the future.



03 Ensure Compliance With Accurate Reporting

Ensure accuracy, prove compliance, prepare easy to understand financial reports, make smart choices for your business and easily work with your accountant.



04 Easy Reconciliation

Financial transactions are imported and categorized. Easily approve automated matching suggestions, or make changes and additions. Save time and automate 95% of reconciliation with our smart reconciliation tool



05 Make Confident Business Decisions with Ease

Double-Entry Accounting tools help you make choices based on actual business data and insights. Set aside enough for tax time, understand the costs of running your business, find out if you have money to hire and confidently forecast your earnings.



06 Clear Dynamic Statements

Easily create your earnings report, balance sheet or cash flow statements. Quickly filter, zoom, annotate and compare any data.




07 Easily Manage Your Bills With Accounts Payable

Accounts Payable in module makes it easy to track every bill payment you make and owe to vendors. Run reports like Profit & Loss and Cash Flow Statement to know exactly where you stand at tax time and beyond.



1. Dashboard: Profit & Loss Chart, Income Chart, Expense Chart, Cashflow Chart and Bank Accounts Overview
2. Banking:
3. Banking Register
4. Posted Bank Transaction
5. Reconcile Bank Account
6. Import Bank Transactions
7. Transactions:
8. Mapping Bank Statements to Accounting
9. Mapping Invoices to Accounting
10. Mapping Payments to Accounting
11. Mapping Expenses to Accounting
12. Mapping Purchase to Accounting (need to integrate with Purchase Management module)
13. Mapping Inventory to Accounting (need to integrate with Inventory Management module)
14. Mapping Payroll to Accounting (need to integrate with HR Payroll module)
15. Item Mapping Setup
16. Expense Category Mapping Setup
17. Tax Mapping Setup
18. Purchasing Mapping Setup
19. Inventory Mapping Setup
20. Banking Rules: to automatically categorize transactions
21. Journal Entry: to record transactions in the general ledger
22. Transfer: to transfers of amounts between accounts
23. Chart of Accounts: is a list of the account numbers and names relevant to your company. Typically, a chart of accounts will have four categories (Asset accounts, Liability accounts, Income accounts and Expense accounts).
24. Reconcile: is the process of matching transactions entered into module against your bank or credit card statements
25. Budgets Management: supports preparing budgets, which help you monitor, track, and compare expected income and expenses with actual income and expenses. When you prepare a budget, you typically prepare it for a fiscal year, and you can opt to supply budget amounts or use historical amounts



Simplified ERP



Thank you

Dr. Venkata Janakiram Bhaskara

Janakiram.bv@angulusits.com

www.angulusits.com

